


Be a Sister to EVERY Girl Scout



Patch by: Evie Wiechert, GsGWM

Introduction

Welcome to the Be a Sister to EVERY Scout patch! Over the course of these activities, you'll learn about the LGBT (Lesbian, Gay, Bisexual, and Transgender) community, its history, and how to be a good ally.

Here's what you'll need:

- Yarn (any color)
- Colored beads in every color of the rainbow
- Paper (at least 5 pages per girl, more if doing the picture book activity)
- Pens/pencils (at least 1 per girl)
- Computer/tablet/phone/other device
- Felt/hot glue/other craft supplies (if doing the skit/puppet activity)
- 1 or 2 dice
- Triangle spectrum diagram (included)

Activities are divided into six groups based on theme: red, orange, yellow, green, blue, purple. In order to earn the patch, younger Girl Scouts (Brownies and Daisies) are required to complete six or more of the activities. Juniors or Cadettes are required to complete eight or more activities to earn the patch. Seniors and Ambassadors must complete ten or more activities to earn the patch. This may take more than one meeting, and activities can be done in any order.

Once girls have completed a color's activities, they have earned the bead of the corresponding color. Once every bead has been earned, tie the string around the girl's wrist to make a bracelet.

RED Activities

In and Out Circle

Approx. Time: 15-20 mins

Girls should stand around in a circle. Leader or G.S volunteer should read the following questions to the group (feel free to pick and choose based on the age range of your girls, or to add your own to personalize to your troop):

Do you have a pet?

Do you like ice cream?

Is summer your favorite season?

Do you have a sibling?

Are you a cat person?

Are you a dog person?

Have you ever been hurt by something someone else said?

Have you ever said something that hurt someone's feelings?

Have you ever been made fun of for something you couldn't change?

Have you ever lost friends because of something you couldn't change?

Can your gender identity (or sexuality if talking to older girls) be legally denied housing, the ability to adopt, and more?

Is your gender likely to be paid less than another, regardless of the career field?

Have you ever seen a character on TV that looks/behaves like you?

Do you feel safe expressing affection in public?

Are you able to get married in a religious setting?

RED Activities

If the girl's answer is yes, have her step to the center of the circle. If her answer is no, have her stay on the edge of the circle (or step out of the center depending on her previous answer).

These activities illustrate two points. The first is that everybody has at least one thing in common. Depending on the size of your group of girls, it's likely that there was almost never a single girl in the center of the circle at a time. The second is the concept of privilege, or conversely that some people's identities place them at a disadvantage in life.



Watch an LGBT Show/Movie

Approx. Time: 20-90 minutes

Pick an episode of a show or a movie that features LGBT characters. This will depend on the attention span/age of your troop. Here's a list of suggestions to get you started:

Any age group:

- She-Ra: and the Princess of Power (TV show)
- Kipo and the Age of Wonderbeasts (TV show)

Middle and High School Aged:

- Love Simon (Movie)
- Sex Education (TV show, High School only)

Consuming fiction is a good way to practice empathy for others. LGBT representation is so rare in western media that this show or movie might be the first time your girls have seen a character that isn't straight/cis.

Orange Activities

Spectrums Coloring (REQUIRED):

Estimated time: 20 - 30 mins:

Start off the activity by reading the following blurb to the girls: "Society favors the idea that gender and sexuality fall into a binary, or two categories. Boy or girl. Straight or not. But human gender and sexuality is better described as a large range (or a rainbow, if you will). Rather than being simply a boy or girl, gender is determined by personal alignment to masculinity, femininity, or androgyny. Someone might identify as a woman, man, neither, or a combination of them. Similarly, sexuality is attraction to masculinity, femininity, or androgyny, and a person can be attracted to one, multiple, or none."

Included in the patch kit is a spectrum worksheet. Give each girl a worksheet and tell them to color it in. If they feel comfortable, have the girls place themselves on the spectrum (recommended for older girls)



Yellow Activities

LGBT history is rarely taught in schools. Women in particular are important to the LGBT rights movement, so take a moment with your girls to highlight some of them in the following activities. The girls can pick whatever historical figure they want, but if you're not sure where to start, here are two examples:

Eleanor Roosevelt. While she is best known as First Lady and wife to the U.S. president, she was also a staunch advocate for human rights, including the civil rights movement of the '60s. Eleanor Roosevelt volunteered as a teacher as well as many organizations she founded before, during, and after her time as First Lady. After her time as First Lady, she served as a U.S. delegate to the U.N., where she orchestrated the writing and passing of the Universal Declaration of Human Rights. In the U.N., she chaired the Human Rights Committee. She also wrote 27 books, over 8,000 columns, and hosted a radio show (<https://www.history.com/topics/first-ladies/eleanor-roosevelt>). She is believed to have had a romantic relationship with newspaper correspondent, Lorena Hickok, based on their correspondence. It is unclear whether Roosevelt was a lesbian or bisexual woman (<https://www.uis.edu/gendersexualitystudentservices/eleanorroosevelt-2/>).

Yellow Activities

Marsha P. Johnson: Johnson is a transgender icon to the LGBT civil rights movement. She was one of the first rioters at the Stonewall Riots in 1969, a six-day riot over police brutality and harassment that sparked the modern day LGBT civil rights movement. Post Stonewall, Johnson founded two civil rights organizations: the Gay Liberation Front and STAR (Street Transvestite Action Revolutionaries), the first organization to openly support trans people. STAR would open the first homeless shelter for LGBT youth, aptly named the STAR house. She also advocated for those with HIV and fought to end the stigma around the disease. She was tragically murdered at the age of 46, a case which is still unsolved. She would have turned 75 in 2020

(<https://www.cnn.com/2019/06/26/us/marsha-p-johnson-biography/index.html>).



Make a Skit about an LGBT Woman

Approx. Time: 60 minutes

Have the girls make a skit about the life of an LGBT woman, from 1 to 5 minutes long. Girls themselves can play the roles, or they can create puppets to represent the characters in the story.



Make an Art Piece of an LGBT Woman

Approx. Time: 60 minutes

This could be a puppet, a drawing, a statue, or anything else the girls want to make. Have the girls present their pieces to their peers.

Yellow Activities

Make a Picture Book about an LGBT Woman

Approx. Time: 60 Minutes

Have the girls create an at least five-page picture book about an LGBT woman. Then have the girls present their books to their peers.



Research an LGBT Woman (recommended for older girls)

Approx. Time: 60 minutes


Have the older girls research their own LGBT woman and write a short paragraph about the woman's life and accomplishments (try to avoid duplicates in the group). Then have the girls share their paragraphs.

Green Activities

Design a Girl Scout

Approx. Time: 20 minutes

Hand out a piece of paper to each girl. Have the girls draw two person outlines, one on each side of the paper (they should look something like gingerbread men). Then have the girls fill in one of the drawings however they want. Save the second side for the next activity.



Redesign a Girl Scout

Approx Time: 30 - 45 minutes

Have the girls take out their second drawing. One by one, have the girls roll the dice four times.

The first roll determines hair. Even roll for short hair, odd roll for long hair.

The second roll determines clothing. 1 or 6 for a dress, 2 or 5 for a shirt and pants, 3 or 4 for a shirt and skirt.


The third roll determines footwear. 1 through 3 for casual shoes, 3 through 6 for fancy shoes.

The fourth roll determines accessories. 1 for no accessories, 2 for a bag, 3 for bracelets, 4 for necklace, 5 for rings, 6 for hats.

With these benchmarks, have the girls design another Girl Scout. Everything beyond the basic guidelines is up to the girl's imagination. Hopefully you'll end up with some fun combos.

Green Activities

The objective of this activity is that no matter what clothes a Girl Scout wears or what accessories she chooses, she is still a Girl Scout, just like how style does not necessarily indicate gender. If this concept is confusing to your girls, bring up the concept of tomboys. Tomboys are girls who have socially determined male traits, but are nevertheless still considers girls.



Blue Activities

Write an Acrostic Poem

Approx. Time: 20 minutes

It's important for girls to remember that there's much more to their character than their gender or sexuality. So take a moment to highlight them!

Give each girl another piece of paper. Have the girls write out their first names vertically on the left edge of the paper. Then have the girls pick one adjective they feel describes them that starts with the same letter as one of the letters in their names.



Pronoun Article (recommended for older girls)

Approx. Time: 30 - 45 minutes

Pronouns (words like he, she, they, etc., used in place of a person's name) are words that are super important to our language, but often go unnoticed. This particularly goes for them in the singular. Some disagree with people using they /them in the singular, but they would be surprised to know that it's already often used in that context.

Have the girls pick out a news article (profiles or event articles would work best for this activity) . Then circle each instance of pronouns used (if you want to get fancy, color code to each type of pronoun), and keep a tally.

Purple Activities

Create Something!

Approx. Time: n/a

This is the girls' chance to apply all the lessons learned over the course of this patch. Take a previous activity and expand it into a creative project. The extent and direction to this project is up to the girl. Girls can also work in pairs/groups if applicable.



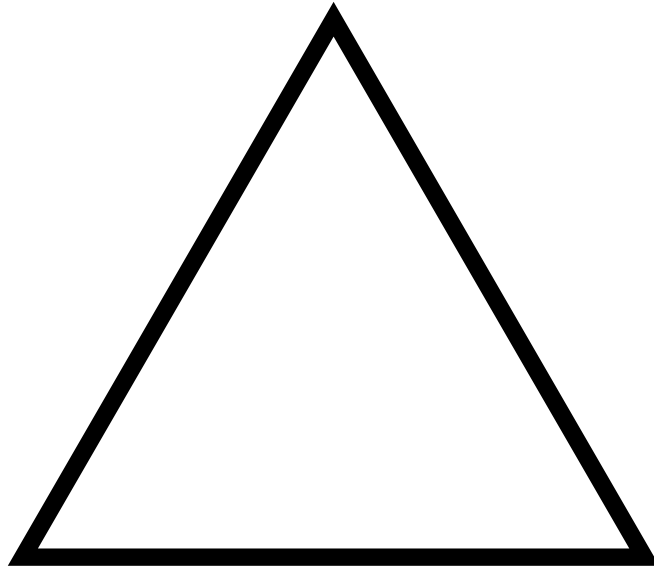
Congrats! Your Girl Scouts have earned the Be a Sister to EVERY Scout patch. Encourage your girls to incorporate the lessons of this patch in their everyday lives.

If you have the time and would like to help me out, please fill out the survey about my program that is linked below. Thanks!

<https://forms.gle/YKXVSpRRLeiHqHhk9>

Spectrums

Androgyny




Masculinity

Femininity

Gender

Androgyny



Masculinity

Femininity

Sexuality

BE A SISTER TO EVERY GIRL SCOUT

*Troop Age Level(s): **Daisy**__**Brownie**__**Junior**__**Cadette**__**Senior**__**Ambassador**__

*Please write the number of girls per level

Troop Leader: _____

Street: _____ City: _____ State: _____ Zip Code: _____

Day Phone #: _____ Night
Phone: _____ Cell: _____

1. Which activities did your troop enjoy the most?
2. In what ways did the girls give service in relation to this patch?
3. What activities did your troop complete?
4. Did you change or adapt any activities? In what way?
5. Would you suggest any changes?
6. Comments:

BE A SISTER TO EVERY GIRL SCOUT

Please return your Be a Sister to Every Girl Scout patch order form AND evaluation forms together!

Troop Age Level(s): Daisy _____ Brownie _____ Junior _____
 Cadette _____ Senior _____ Ambassador _____

Troop Leader: _____

Street: _____ City: _____ State: _____ Zip Code: _____

Day Phone #: _____ Night Phone: _____ Cell: _____

_____ # of patches

*Shipping/handling: \$ _____

Total enclosed: \$ _____

VISA and MasterCard are also accepted.

Please charge my (circle one): **VISA** or **MasterCard**

Card #: _____ Expiration Date: _____ / _____ CVC _____

Signature: _____
(A signature is required on all Credit Card orders)

*For shipping and handling rates, please go to girlscoutsgwm.org/shop.

If you have any questions, please contact Customer Care at 1-888-474-9686. You may also email Customer Care at customercare@girlscoutsgwm.org.

Please mail this order form **AND** your evaluation to:

**The Mountain Top Shop
Girl Scouts of the Green and White Mountains
1 Commerce Drive
Bedford, NH 03110**