



A YEAR IN THE LIFE OF JULIETTE  
PATCH PROGRAM

# FEBRUARY: WORLD OF FRIENDS



GIRL SCOUTS OF THE GREEN AND WHITE MOUNTAINS  
Serving New Hampshire and Vermont

## A YEAR IN THE LIFE OF JULIETTE PATCH PROGRAM

### **FEBRUARY: WORLD OF FRIENDS**

Juliette Gordon Low loved to travel and made friends around the world. She traveled to India, Europe and when she married William "Willy" Mackay Low, they spent their time living between Savannah, Georgia, and Warwickshire, England. In 1911, Juliette met Lord Baden-Powell, who founded Boy Scouts in England in 1910 with his sister, Agnes Baden-Powell and they became good friends. That friendship changed our world!

The idea for the World Association of Girl Guides and Girl Scouts (WAGGGS) came about at the 1926 World Conference at Camp Edith Macy. Thirty countries were represented at that conference and WAGGGS was formed in 1928 (a year after Juliette passed away). Juliette was always an advocate for an international organization, thanks to her beginnings with Lord and Lady Baden-Powell in England.

The activities in this patch program are designed to help girls learn about Girl Scouts and Girl Guides around the world, our World Centers, and how we are part of a worldwide sisterhood. Each activity lists the age level it is appropriate for **D/B/J/C/S/A** (Daisy/Brownie/Junior/Cadette/Senior/Ambassador) or **ALL**.

Please note that there are many links to resources on the resource page to help you as the leader plan activities with your girls. Always follow Safety Activity Checkpoints (found in your Troop Packet at [www.girlscoutsgwm.org/TroopPacket](http://www.girlscoutsgwm.org/TroopPacket)) and GSUSA Internet Safety guidelines whenever you are using the internet with your girls <https://www.girlscouts.org/en/help/help/internet-safety-pledge.html>.

## DISCOVER

Girls will discover themselves and the world around them. Girls need to complete 3 Discover activities.

1. Every year on February 22 we celebrate World Thinking Day. It is a day to think about Girl Scouts and Girl Guides all around the world. Find out why World Thinking Day is celebrated on February 22<sup>nd</sup> and the history of how World Thinking Day came about. Learn about WAGGGS and do an activity from the World Thinking Day Activity Packet (you can find the link on the Resources page). **ALL**
2. Did you know the first Girl Scouts were really called Girl Guides? Learn about the history of Girl Scouts of the USA. Why aren't we called Girl Scouts of America? Why do other countries call their girls Girl Guides and some Girl Scouts? Find a country where Scouting/Guiding is not just for girls. Share what you discovered with another group. **D/B/J**
3. Learn about Girl Scouting/Girl Guiding in another country. Learn their promise and law. How is it different than our promise and law? Find out about the different names for their age levels (did you know that in Canada girls in kindergarten and first grade are called Sparks?). Find out what badges/insignia they earn. We sell Girl Scout cookies to help fund our programs, find out what they do to earn money (in Australia, they call their cookies "biscuits"). **ALL**
4. There are now 5 World Centers that Girl Scouts/Girl Guides can visit (there used to be only 4). Learn about the history of the World Centers and what makes each one unique. Pick one World Center you would like to visit and share why you chose that World Center with your group. **ALL**
5. The first International Conference happened in 1920 in England. Today they are called World Conferences and 2020 World Conference will be happening in Uganda. Learn about the history of these conferences and how the decisions that were made at these conferences have changed our Girl Scout program. What does it take to be a girl delegate to these conferences? **J/C/S/A**
6. The WAGGGS pin that all Girl Scouts and Girl Guides wear was adopted at a World Conference in 1930. Learn about the woman who designed the pin and the meaning of the symbols that make up the pin. Hold a ceremony with your troop to make sure that all girl and adult members receive their WAGGGS pin. **ALL**
7. Every 3 years, Girl Scouts of the USA holds a National Convention. As part of the National Convention, GSUSA also holds a Girl Scout Leadership Institute (GSLI). Girls from councils all around the country attend to look at how they can make a difference locally and globally. The next National Convention is in 2020 in Orlando, FL. Learn more about GSUSA's National Conventions, the GSLI and how you can apply to be a delegate for your council. **J/C/S/A**
8. Girl Scouts of the USA is not just for girls living in the United States. Learn more about the USA Girl Scouts Overseas program. How long has the program been in existence? How many girls do they serve? Where do they provide programs for girls? Find a girl or adult Girl Scout who has participated in the USA Girl Scouts Overseas program to talk to your group to learn about her experience. **ALL**
9. Use a world map to mark countries where there are Girl Scouts or Girl Guides. Do you see a pattern of areas where there are more or fewer Girl Scouts/Girl Guides? Why do you think there are more or fewer in the areas you observe? Learn about how girls in that area of the world are provided for (education, economically, human rights, etc.). Talk about how Girl Scouting/Girl Guiding can impact girls' lives in that area. **B/J/C/S/A**
10. In the United States, our currency is the United States dollar. As part of our product sales, you learn how to manage money, including how to make change and add up sales. Choose another country and learn about their currency. Is their currency worth the same as our currency? How much would a box of cookies be in their currency? In the U.S., our coins are cents and we add up our cents to equal dollars. In the country you choose, what do they use for coins (did you know in Canada they no longer use 1-cent coins?). Try to figure out what you would have to charge someone from the country you chose to buy a case of Thin Mints. **ALL**

## CONNECT

Girls will connect with others both locally and globally. Girls need to complete 2 Connect activities.

1. We have many songs and games that have roots in other countries (the Princess Pat is a great song at camp, but did you know it is based on Canadian history?). Learn at least one song and one game from another country. How are the songs and games you learn similar to the songs and games we have in the USA? What is different? **D/B/J**
2. Destinations are opportunities for Girl Scouts ages 11 and older to travel domestically and internationally. Learn about Girl Scouts of the USA Destination opportunities and our council travel opportunities. Find out about how you can fund your travel (product sale funds, cookie dough, money earners, etc.) and choose a trip you would like to go on. Write an essay about where you would like to visit that you could use for your application. **C/S/A**
3. Learn about other countries from someone who has been there, done that. Invite someone who has visited or lived in another country to speak to your group about their experiences. Be ready to ask them questions about customs, food, language, and other differences they see between countries. **ALL**
4. Story books are a wonderful way to see how we are all different but still the same. Did you know the Cinderella story is told in many different cultures? The characters have different names, the stories have different settings, but the moral of the story (good things will happen to good people) stays the same. Read a Cinderella story from another country (see Resources) and talk with your group about how it compares the Cinderella story you are familiar with. **D/B**
5. Participate in a post card exchange (see the link on the Resources page). You will need to sign up in the fall and send out post cards before February. Think of ways to get inexpensive post cards (or make your own) and budget for postage. Create a display of your postcards to use for a presentation about the post card exchange at a scout, school or other group event. **ALL**
6. There are many different types of foods around the world. Even foods that you may be familiar with can be called something different in another country (in England, French fries are called "chips"). Pick a country you would like to visit and find a traditional food item that girls in that country might eat. Use an online resource or cookbook to find a recipe for that food and make it. Did it taste like you thought it would? What other foods would you like to try if you visited that country? **ALL**
7. Participate in a World Thinking Day event. If you are able, choose a country to create a display for the event. If your community doesn't have a Thinking Day event, talk to your leaders and other community volunteers to find out how you can get involved in making a Thinking Day event happen. **ALL**

## TAKE ACTION

Together, girls can take action to make the world a better place. Girls need to complete 2 Take Action activities.

1. Learn about the Juliette Low World Friendship Fund. Set a goal to use part of your cookie sale funds to make a donation to the JLWFF or find another way to earn funds to donate. **ALL**
2. Find or create a Thinking Day Ceremony that you can host for other Girl Scouts in your community. As part of the event, share what you have learned by doing the activities to earn this patch. **ALL**
3. **World Centers** have many volunteer opportunities. Learn about the volunteer opportunities at a World Center you would like to visit. What volunteer opportunities would you like to do and how would that connect to the career path you would like to follow. Fill out the volunteer application and be ready to send it when you meet the age requirements. **S/A**
4. A Peace Pole is a monument that displays the message "May Peace Prevail on Earth" in the language of the country where it has been placed, and usually 3 to 5 additional translations. Make a Peace Pole that can be displayed in your community. Work with others to find a local garden, school, park, etc. where your Peace Pole can be displayed. **J/C/S/A**
5. Learn about Heifer International (<http://www.heifer.org/>) and how they are helping women and families overcome poverty. Attend a program at their farm in Rutland, Massachusetts, and/or purchase an animal to be donated (remember all money must be earned as Girl Scouts, we cannot fundraise for another organization).\* OR find another organization that helps support women and children in poverty and find out how you can make a difference. **ALL**
6. Make a WAGGGS friendship knot craft (see Resources). Share them with other girls to let them know about the wider world of Girl Scouts and Girl Guides. **D/B**
7. Learn about the Global Action Award (see the link on the Resources page) and do at least one activity appropriate for your age level. **ALL**

## RESOURCES:

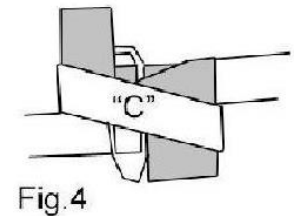
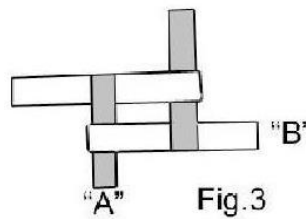
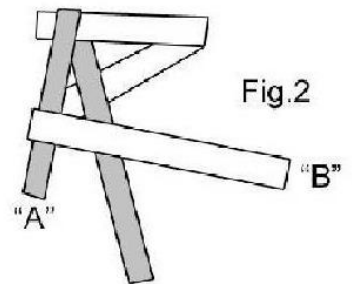
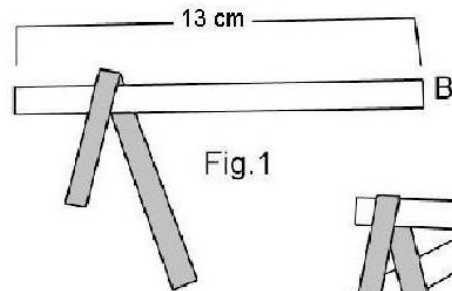
- <https://www.waggs.org/en/what-we-do/world-thinking-day/badge/> the official link to the WAGGGS Thinking Day Badge Information
- <http://forgirls.girlscouts.org/travel/take-a-trip/destinations/> - GSUSA site with information on Destinations.
- <http://www.ala.org/offices/resources/multicultural> - resource for Cinderella stories around the world.
- <http://www.mythinkingday.com/> - site to sign up for the post card exchange.
- <http://www.recipelion.com/Ethnic-Food> - site with lots of recipes from countries around the world.
- <https://www.waggs.org/en/our-world/world-centres/> - volunteer opportunities at the World Centers.
- <http://www.girlscouts.org/en/about-girl-scouts/global/global-action-award.html> - Girl Scout Global Action Award for all ages and a link to the Peace Corps.
- <http://www.girlscouts.org/en/about-girl-scouts/global.html> - GSUSA page with links to global resources.
- <https://www.pinterest.com/girlscoutsgwm/world-centers-and-thinking-day/> - Girl Scouts of the Green and White Mountains has several great Pinterest boards. This board has links to ideas and activities about the world centers and Thinking Day.
- [www.makingfriends.com](http://www.makingfriends.com) - they have a 411 leader blog with Thinking Day ideas plus lots of crafts and ideas for activities from other countries.
- <http://owl-and-toadstool.blogspot.ca/2012/09/girl-guide-season-2012-2013.html> - link to a fun World Center "cootie catcher".
- <http://girlscoutsgwm.org/TroopPacket> - link to great leader resources including a ceremony resource in the Supplemental Resources section.
- <http://girlscoutsgwm.org/OnlineSupport> - watch recorded volunteer support webinars including one about ceremonies and special days in Girl Scouting.
- [www.scoutingweb.com](http://www.scoutingweb.com) - great link to lots of resources, songs, games, and ceremonies.

## THE WAGGS FRIENDSHIP KNOT

This knot symbolizes the ties which bind girls and adults who belong to the World Association of Girl Guides and Girl Scouts, and is a sign of the continuous friendships they share. The four ends of the knot represent the Promise, the ten parts of the Law, the Motto, and Service to others. The four squares stand for the four World Centers. Wear it with pride!

### Directions:

1. Fold end A over B (Figure 1).
2. Fold B behind A and around to the front and over A (Figure 2).
3. Weave long end A over B's end and under B's loop. Pull gently to make even the four ends of the knot (Figure 3).
4. Check to see that the front and back of the knot look like Figures 3 and 4. Attach a small safety pin under C (Figure 4).



A YEAR IN THE LIFE OF JULIETTE PATCH PROGRAM

**FEBRUARY: WORLD OF FRIENDS**

\*Troop Age Level(s): **Daisy**\_\_**Brownie**\_\_**Junior**\_\_**Cadette**\_\_**Senior**\_\_**Ambassador**\_\_

\*Please write the number of girls per level

Troop Leader: \_\_\_\_\_

Street: \_\_\_\_\_ City: \_\_\_\_\_ State: \_\_\_\_\_ Zip Code: \_\_\_\_\_

Day Phone #: \_\_\_\_\_ Night Phone: \_\_\_\_\_ Cell: \_\_\_\_\_

1. What did your girls discover about the world of Girl Scouts and Girl Guides while doing this patch program?
2. How did your girls connect to others by doing these activities?
3. How did your girls Take Action using the skills/experiences you had with these activities?
4. Which activities did your troop/group enjoy the most?
5. Did you change or adapt any activities? In what way?
6. Would you suggest any changes?
7. Comments:



A YEAR IN THE LIFE OF JULIETTE PATCH PROGRAM

**FEBRUARY: WORLD OF FRIENDS**

Please return your World of Friends patch order form AND evaluation forms together!

Troop Age Level(s):     Daisy \_\_\_\_\_ Brownie \_\_\_\_\_ Junior \_\_\_\_\_  
                                 Cadette \_\_\_\_\_ Senior \_\_\_\_\_ Ambassador \_\_\_\_\_

Troop Leader: \_\_\_\_\_

Street: \_\_\_\_\_ City: \_\_\_\_\_ State: \_\_\_\_\_ Zip Code: \_\_\_\_\_

Day Phone #: \_\_\_\_\_ Night Phone: \_\_\_\_\_ Cell: \_\_\_\_\_

\_\_\_\_\_ # of patches @ **\$2.00 each:**     \$ \_\_\_\_\_

\*Shipping/handling:             \$ \_\_\_\_\_

**Total enclosed:**                 \$ \_\_\_\_\_

**VISA and MasterCard are also accepted.**

Please charge my (circle one): **VISA** or **MasterCard**

Card #: \_\_\_\_\_ Expiration Date: \_\_\_\_\_ / \_\_\_\_\_ CVC \_\_\_\_\_

Signature: \_\_\_\_\_

(A signature is required on all Credit Card orders)

\*For shipping and handling rates, please go to <https://www.girlscoutsgwm.org/en/our-council/shop.html>.

If you have any questions, please contact Customer Care at 1-888-474-9686. You may also email Customer Care at [customercare@girlscoutsgwm.org](mailto:customercare@girlscoutsgwm.org).

Please mail this order form **AND** your evaluation to:

**The Mountain Top Shop  
Girl Scouts of the Green and White Mountains  
1 Commerce Drive  
Bedford, NH 03110**